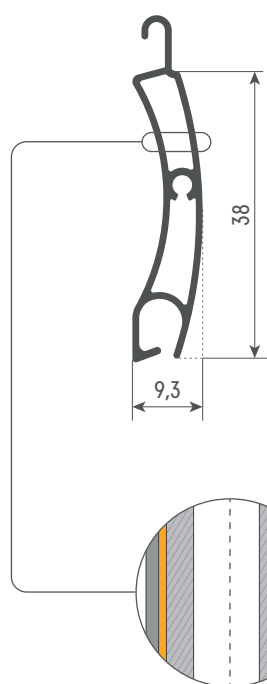


TE38 EVO

Profilo curvo in alluminio estruso

Extruded aluminum profile

Profil courbé en aluminium extrudé

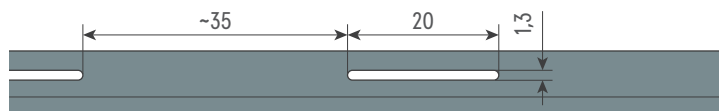


Caratteristiche

Features / Caractéristiques

Dimensioni / Dimensions / Dimensions	mm	9,3 x 38
Peso al mq / Weight for sqm / Poids au m ²	kg	~ 7,10
Profili per mt di altezza / Profiles for meter in height / Profils pour un mètre de hauteur	n	26

Asolatura / Hole / Trou



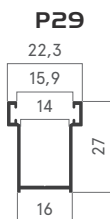
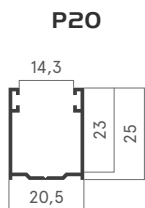
ALLUMINIO (SPESSORE MINIMO) / ALUMINUM (MINIMUM THICKNESS) / ALUMINIUM (ÉPAISSEUR MINIMALE)	mm	1,1
PRE-TRATTAMENTO DI OSSIDAZIONE FLASH ESENTE CROMO SECONDO NORME QUALICOAT SEASIDE E QUALANOD FLASH OXIDATION PRE-TREATMENT PROCESS ACCORDING TO QUALICOAT SEASIDE AND QUALANOD PRÉTRAITEMENT D'OXIDATION "FLASH" SELON LES NORMES QUALICOAT SEASIDE ET QUALANOD	µm	~ 5
VERNICE / PAINT / PEINTURE	µm	~ 80/100

Imballaggio e codici

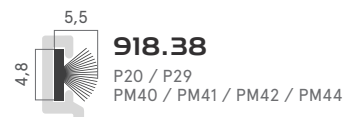
Packaging and codes / Emballage et codes

Profilo / Profile / Profil	Tipologia / Typology / Typologie	n	L	📦	Codice / Art / Reference	
						Colore / Color / Couleur
TE38 (con fori / with holes / avec des trous)	≡ Profili / Profiles / Profils	-	-	-	TE38 650	**
TE38 (con fori / with holes / avec des trous)	☉ Teli / Shutter / Volet	-	-	-	TE38 222	**
TE38 (cieco / without holes / sans trous)	≡ Profili / Profiles / Profils	-	-	-	TE38 6501	**

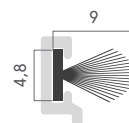
GUIDE / GUIDES / COULISSES



GUARNIZIONI / GASKET / JOINT



918.38
P20 / P29
PM40 / PM41 / PM42 / PM44



918.40
PM40 / PM41 / PM42 / PM44

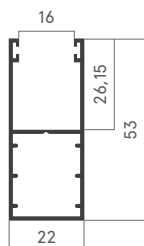
TAPPI / PLUG / BOUCHON



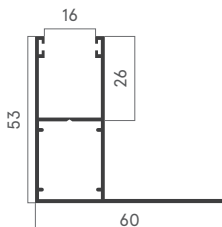
909.38E
TAPPO ANTIUSURA E ANTIRUMORE
ANTI-WEARING AND ANTINOISE PLUG
BOUCHON ANTI-USURE ET ANTI-BRUIT

SP3746
VITE / SCREW / VIS

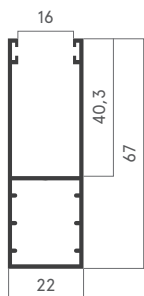
PM40



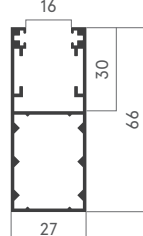
PM41



PM42



PM44



TERMINALI / END SLATS / LAME FINALES

TM38



TM39



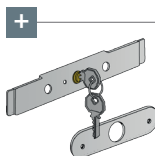
TM40



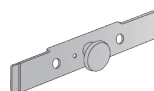
ACCESSORI TERMINALE / END SLATS ACCESSORIES / ACCESSOIRES LAME FINALES



914.170
PIATTINA PER SERRATURA IN ACCIAIO
STEEL BAR FOR LOCK
PROFILE EN ACIER POUR SERRURE

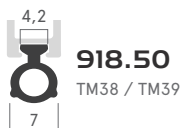


905.30
SERRATURA CON CILINDRO
LOCK WITH CYLINDER
SERRURE AVEC CYLINDRE

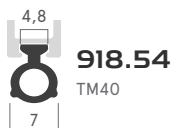


905.31
SERRATURA CON POMOLO
LOCK WITH KNOB
SERRURE AVEC BOUTON

GUARNIZIONI / GASKET / JOINT



918.50
TM38 / TM39

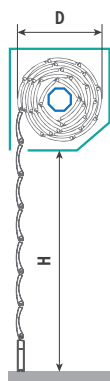


918.54
TM40

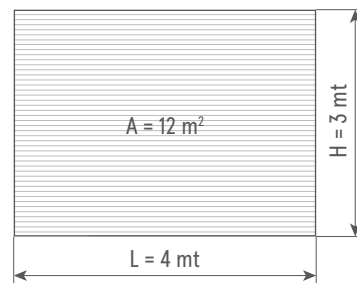
H	Ø 50 mm		Ø 60 mm	
	D	D	D	D
mm	mm	mm	mm	mm
1000	137	135	165	140
1200	165	150	165	155
1400	165	160	180	165
1600	180	165	180	170
1800	180	175	205	180
2000	205	180	205	185
2200	205	190	205	195
2400	205	195	205	200
2600	205	205	205	210
2800	250	210	250	215
3000	250	220	250	225

Installazione

Installation / Installation



Dimensione massima / Maximum size / Taille maximale



CODICI COLORI SECONDO TINTA RAL / COLOR CODES ACCORDING TO RAL COLOR / CODES COULEUR SELON LA COULEUR RAL



Per garantire sempre lo stesso colore dei profili è preferibile indicare il codice della polvere scelta per la verniciatura.

It is advisable to indicate the code of the powder chosen for the coating to always guarantee the same color of the profiles.
Pour garantir toujours la même couleur des profils il est préférable d'indiquer le code de la poudre choisie pour le revêtement.

Polveri utilizzate / Powders used / Poudres utilisées: AKZONOBEL, AXALTA - (Su richiesta in classe 1 e 2 / On request class 1 and 2 / Sur requête class 1 et 2)